



APPLICATION AND MOUNTING INSTRUCTIONS

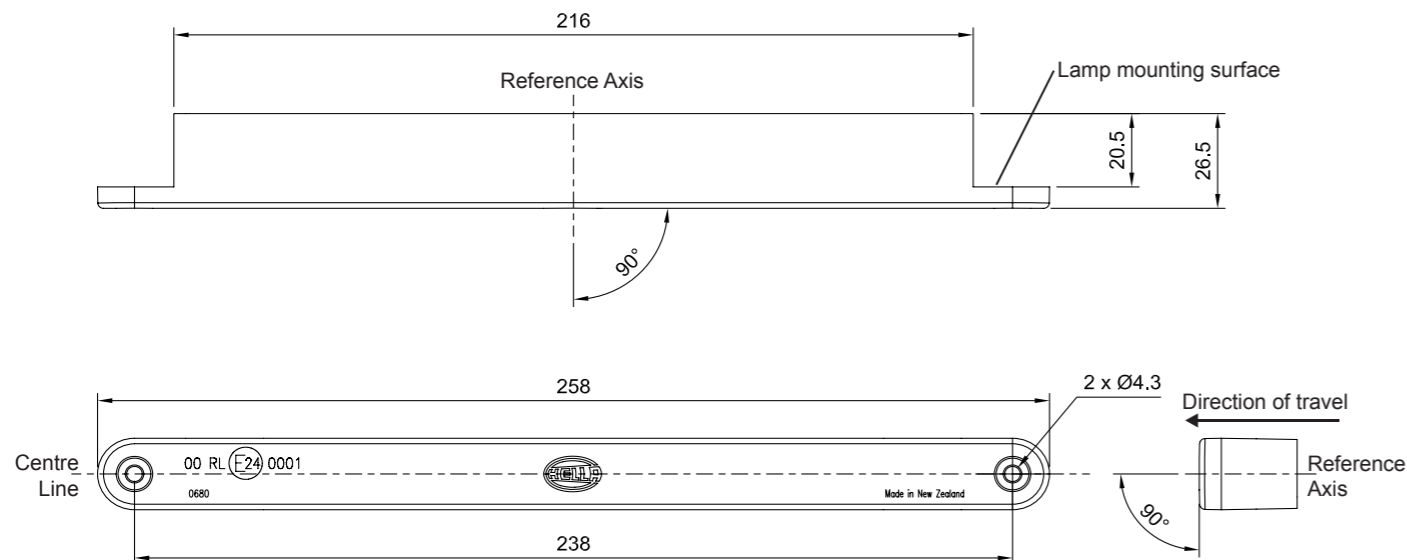
LED DAYTIME RUNNING LAMP (DRL) 24V DC

Lens Marking and Installation Requirements

This lamp, identified by lens marking (E24) 0001 and the Hella logo was manufactured to comply with ECE Regulation No. 87 for Daytime Running Lamp.

- The reference axis of the lamp must be parallel to the longitudinal axis of the vehicle (i.e. The lens of the lamp should be vertical to the ground and perpendicular to the direction of travel).
- The centre line of the lamp must be parallel to the ground.
- Lamp must be visible from 20° inboard and outboard, as well as from 10° above and below the horizontal axis.
- Two lamps are required for motor vehicles.
- Lamps must be mounted no less than 250 mm and no more than 1500 mm above the ground.
- Lamps should not be mounted closer than 600 mm together (400 mm if vehicle width is less than 1300 mm).

Notes: Please refer to ECE Regulation No. 48 for more details.



LENS IDENTIFICATION NUMBER: 00 RL E24 0001

Product Contents

Description	DRL Lamp	DRL Kit
	1005-24V 2PT 980 680-50x	5618-24V 2PT 980 680-851
Daytime Running Lamp with 2.5 m cable	x1	x2
Mounting Screw	x2	x4
Screw Cap	x2	x4
5 Pin Change-over Relay - 24V (P/N 3081 / 4RD 933 332-061)	-	x1
Application and Mounting Instructions	x1	x1



Mounting Instructions

- Cut a rectangular slot and drill two 3 mm Ø mounting holes at 238 mm centres through the mounting surface to allow fitment of the DRL. See previous page for correct positioning.
- Using the mounting screws tighten the DRL to the mounting surface (Maximum torque 1.5Nm).
- Fit screw caps.

Note: Do not overtighten the mounting screws in the plastic lens.
If it is necessary to remove the screw caps, lever them out with a pin.

Wiring Instructions

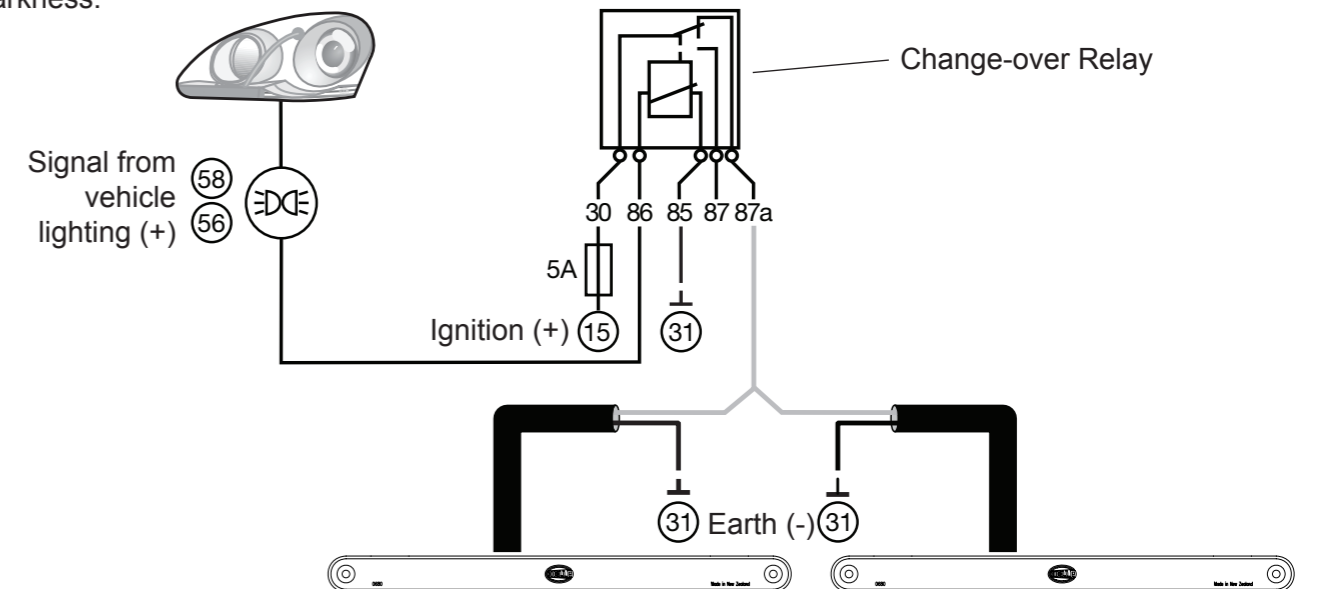
- It is a legal requirement for daytime running lamps to illuminate only when the ignition is switched ON and the vehicle lighting is switched OFF.
- To meet this requirement it is recommended that a 5 pin change-over relay is utilised as per the wiring diagram below. This relay is included with the DRL kit.

Wire Colour	Connect to	Power Consumption
Black	Terminal 31: Earth (-)	-
Red	Terminal 87a: DRL signal (+)	2 watts

Note 1: Lamps and relay must be protected by a fuse rated at 5 amperes maximum.

Note 2: Lamp is polarity conscious. The reversal of the polarity will not damage this product but will inhibit its function.

Note 3: Daytime running lamps are not a substitute for dipped beam headlights at dusk/dawn or during darkness.



Warranty Statement

Congratulations! The product you have selected comes from Hella - one of the world's leading manufacturers of lighting products. The product comes with a 5 year warranty from end user purchase covering faults in materials, components or workmanship.

In the unlikely event that you should experience a confirmed warranty related problem with your purchase, Hella will, at its discretion, either repair, replace or refund the purchase price of the product.

Warranty services may be obtained by returning the product within the warranty period to the Hella Dealer where the product was originally purchased. This warranty is in addition to and does not preclude any other rights or remedies available to the consumer under any local legislation related to the provision of goods or services.

Our goods come with guarantees that cannot be excluded under the Australian Consumer Law. You are entitled to a replacement or refund for a major failure and for compensation for any other reasonably foreseeable loss or damage. You are also entitled to have the goods repaired or replaced if the goods fail to be of acceptable quality and the failure does not amount to a major failure.

This warranty does not cover:

- Claim/s as a result of normal wear and tear or of any modifications and / or alterations to the product in any shape or form.
- Claim/s as a result of non-compliance of the assembly, service and operating instructions and/or any unfit or improper use.
- Any expenses incurred in the process of making the claim.

Note: For lamps sold in Australia, warranty services are provided by Hella Australia Pty Ltd., 4 Hargrave Place, Mentone, Victoria, 3194 Australia.
Customer Service 1800 061 729 email: custservice@hella.com https://www.hella.com/hella-au/assets/media_global/IAM_Statement_of_Warranty.pdf

For general comments about Hella's products please contact us on E-mail at techfeedback@hella.co.nz

ECE TYPE-APPROVAL CERTIFICATE

Communication concerning approval granted of a type of
daytime running lamp pursuant to
Regulation No. 87.



Approval No: E24 87R-000001.

Extension No: *N/A*.


Reason(s) for extension:

-N/A

- | | |
|--|--|
| 1. Trade name or mark of the device: | HELLA |
| 2. Manufacturer's name for the type of device: | 2PT 980 680 |
| Version(s): | 2PT 980 680 - 12V
2PT 980 680 - 24V |
| 3. Manufacturer's name and address: | Hella New Zealand Limited
81-83 Ben Lomond Crescent,
Pakuranga, Auckland,
New Zealand |
| 4. If applicable, name and address of manufacturer's representative: | Hella Leuchten-Systeme GmbH
Salzkottener Str. 1
D-33106 Paderborn
Germany |
| 5. Submitted for approval on: | 11.09.2009 |
| 6. Technical service responsible for conducting approval tests: | FAKT S.r.l,
Via Lithos, 53,
I-25086 Rezzato (BS),
Italy. |
| 7. Date of test report issued by that service: | 18.09.2009 |
| 8. Number of report issued by that service: | IT09/0646-00 |

Approval No: E24 87R-000001.

Extension No: *N/A*

- | | | |
|--|---|---|
| 9. Concise description: | | |
| By category of lamp: | | RL. |
| Number, category and kind of light source(s): | | 12-LEDs |
| Voltage and wattage: | | 12V, 2W
24V, 2W |
| Application of an electronic light source control gear: | | |
| -being part of the lamp (yes/no): | | No |
| -being not part of the lamp (yes/no): | | No |
| Input voltage supplied by an electronic light source control gear: | | N/A. |
| Electronic light source control gear manufacturer and identification number (when the light source control gear is part of the lamp but is not included into the lamp body): | | N/A. |
| Geometrical conditions of installation and relating variations, if any: | | Reference axis parallel to the median longitudinal plane of the vehicle and parallel to the bearing plane of the vehicle on the road (see drawings of the information folder). |
| 10. Position of the approval mark: | | See drawings of the information folder |
| 11. Reason(s) for extension (if applicable): | | N/A. |
| 12. Approval granted/extended/refused/withdrawn: | | Granted |
| 13. Place: | | Dublin. |
| 14. Date: | | 23rd September 2009. |
| 15. Signature: |  | |
| 16. The following documents, bearing the approval number shown above, are available on request: | | |
| - | Technical report IT09/0646-00 | |
| - | Manufacturer's information document 09-0646-00 | |
| Documentation: | | 36 pages. |

